

**OLYMPUS**<sup>®</sup>


Your Vision, Our Future

**EVIS EXERA**

EVIS EXERA GASTROINTESTINAL VIDEOSCOPE

# **GIF-1TQ160**

Large Channel and Excellent Image Quality




EVIS EXERA GASTROINTESTINAL VIDEOSCOPE  
**OLYMPUS GIF TYPE 1TQ160**

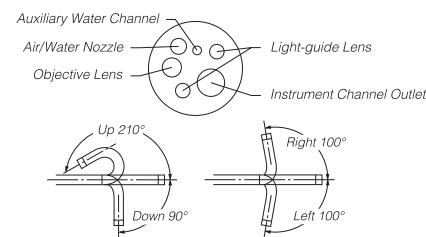
**Main Features for Versatile Performance**

- The large 3.7 mm diameter channel incorporated in the slim 11.3 mm insertion tube not only enables use of a wide range of instruments, it even allows suctioning with an instrument inserted.
- Large display size delivers superior quality with sharper, crisper images and life-like color from edge to edge.
- Extra-wide 140° field of view enables accurate observation of a wider area.
- When used in combination with our dedicated flushing pump and CV-180/160 video system center, a continuously clear view is maintained by Water jet that removes mucus and clots inside the upper digestive tract at the touch of a scope switch. The connection for this function has been moved to the light guide connector section to keep it out of the way of the operator's hand.
- Four-way angulation (210° up, 90° down and 100° right/left) enables comprehensive examination of the upper digestive tract.
- Ergonomically designed grip enhances scope maneuverability while redesigned, easy-to-access knobs and user-selectable switches improve operability.
- Fully compatible with the CV-180/160/140.
- Scope ID function stores Individual scope information and displays it on the monitor to facilitate endoscopy suite management.



**Specifications**

Optical System	Field of view	140°
	Direction of view	Forward viewing
	Depth of field	3 to 100 mm
Distal End	Outer diameter	10.9 mm
	Outer diameter	11.9 mm
Bending Section	Angulation range	Up 210°, Down 90°, Right 100°, Left 100°
Working Length		1030 mm
Total Length		1340 mm
Instrument Channel	Inner diameter	3.7 mm
	Minimum visible distance	4 mm from the distal end
	Endotherapy accessory entrance/exit position in field of view	



Specifications, design and accessories are subject to change without any notice or obligation on the part of the manufacturer.



**OLYMPUS MEDICAL SYSTEMS CORP.**  
 Shinjuku Monolith, 2-3-1 Nishi-Shinjuku, Shinjuku-ku, Tokyo 163-0914, Japan

For a complete listing of sales and distribution locations visit:  
[www.olympus.com](http://www.olympus.com)